


Punctuation marking men

A simple self assessment strategy for children.

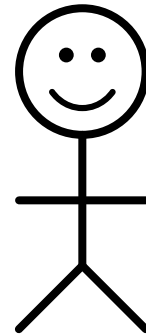
For each sentence that has been written, draw a small circle.



If the sentence has a capital letter at the beginning – add a face.



If the sentence has a full stop at the end – add a body.




The dazzling fish slipped away quietly.

seaweed tangled tightly around the seahorse.

The giant shoal swirled as one.

A lonely manta ray floated past the clownfish wasn't laughing



Top Tips

Start by checking just one or two sentences at a time.

Encourage children to correct their sentences but to leave the marking as they are.

Model checking sentences on the whiteboard as a class. Children can draw marking men on their individual whiteboards.

Encourage children to look at their marking men and think about whether they tend to forget capital letters or full stops or both.

Remind children whilst they are still writing that they will be doing marking men at the end.